



National Marine Manufacturers Association

nmma.org

ECONOMIC SIGNIFICANCE OF RECREATIONAL BOATING IN FLORIDA

CONGRESSIONAL DISTRICT 6

Number of Recreational Boats*	44,974
Recreational Boating Industry Businesses	226
Total Jobs	10,336
Annual Recreational Boating-Related Spending	\$206.3 MILLION

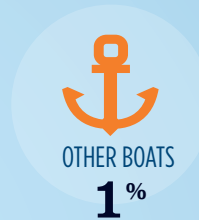



TOTAL ANNUAL ECONOMIC IMPACT OF RECREATIONAL BOATING:

\$489.2 MILLION

RECREATIONAL BOATS IN FL-6

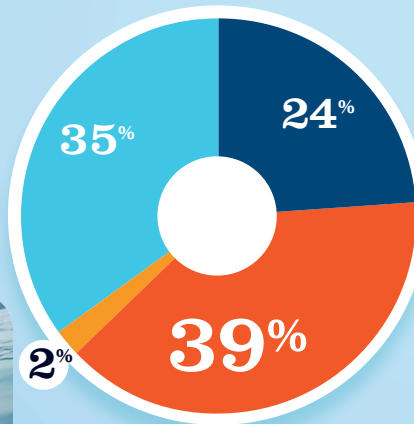
TOTAL BOATS*	▶ 44,974
REGISTERED BOATS	44,974
Power boats	39,045
PWCs	4,254
Sailboats	1,198
Other Boats	477
HOUSEHOLDS PER BOAT	6.6



* Total boats are registered boats as reported by states to the USCG.

RECREATIONAL BOATING CREATES JOBS IN FL-6

TOTAL BOATING JOBS	▶ 2,729
Boat Building	954
Motor / Engine Mfgr.	12
Accessory / Supplies Mfgr.	53
Dealers / Wholesalers	1,067
Boat Services	643

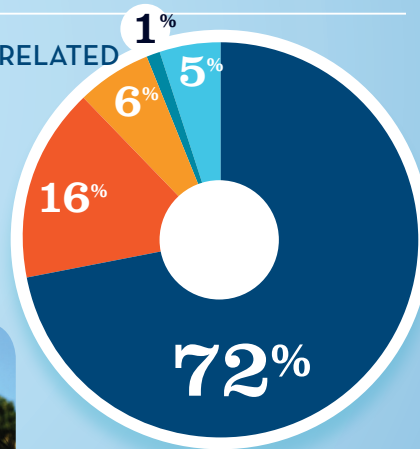


● BOAT BUILDING
● MOTOR/ENG. MFGR. +
● ACC./SUPPLIES MFGR.
● DLRS/WHOLESALE
● BOAT SERVICES
● + 0%



RECREATIONAL BOATING-RELATED BUSINESSES IN FL-6

TOTAL BUSINESSES	▶ 226
Boat Building	12
Motor / Engine Mfgr.	2
Accessory / Supplies Mfgr.	13
Dealers / Wholesalers	37
Boat Services	162




● BOAT BUILDING
● MOTOR/ENG. MFGR.
● ACC./SUPPLIES MFGR.
● DLRS/WHOLESALE
● BOAT SERVICES



ESTIMATED JOBS IMPACT OF RECREATIONAL BOATING-RELATED SPENDING IN FL-6

EST. TOTAL JOBS	▶ 10,336
EST. TOTAL LABOR INCOME	▶ \$161.3 MILLIONS
Est. Direct Income	\$66.0
Est. Indirect Income	\$39.8
Est. Induced Income	\$55.5

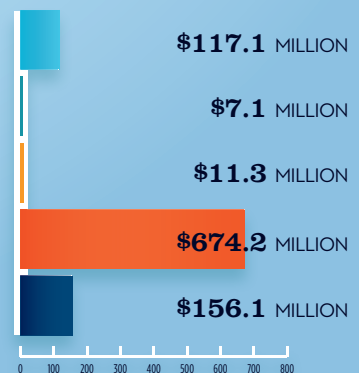


RECREATIONAL BOATING INDUSTRY SALES IN FL-6

Boat Building	\$117.1
Motor / Engine Mfgr.	\$7.1
Accessory / Supplies Mfgr.	\$11.3
TOTAL MFGR. SALES	▶ \$135.5

Dealers / Wholesalers	\$674.2
Boat Services	\$156.1
TOTAL RETAIL & SERVICES SALES	▶ \$830.3

● BOAT BUILDING
● MOTOR/ENG. MFGR.
● ACC./SUPPLIES MFGR.
● DLRS/WHOLESALE
● BOAT SERVICES



Source: NMMMA's Center of Knowledge; Recreational Marine Research Center at Michigan State University